



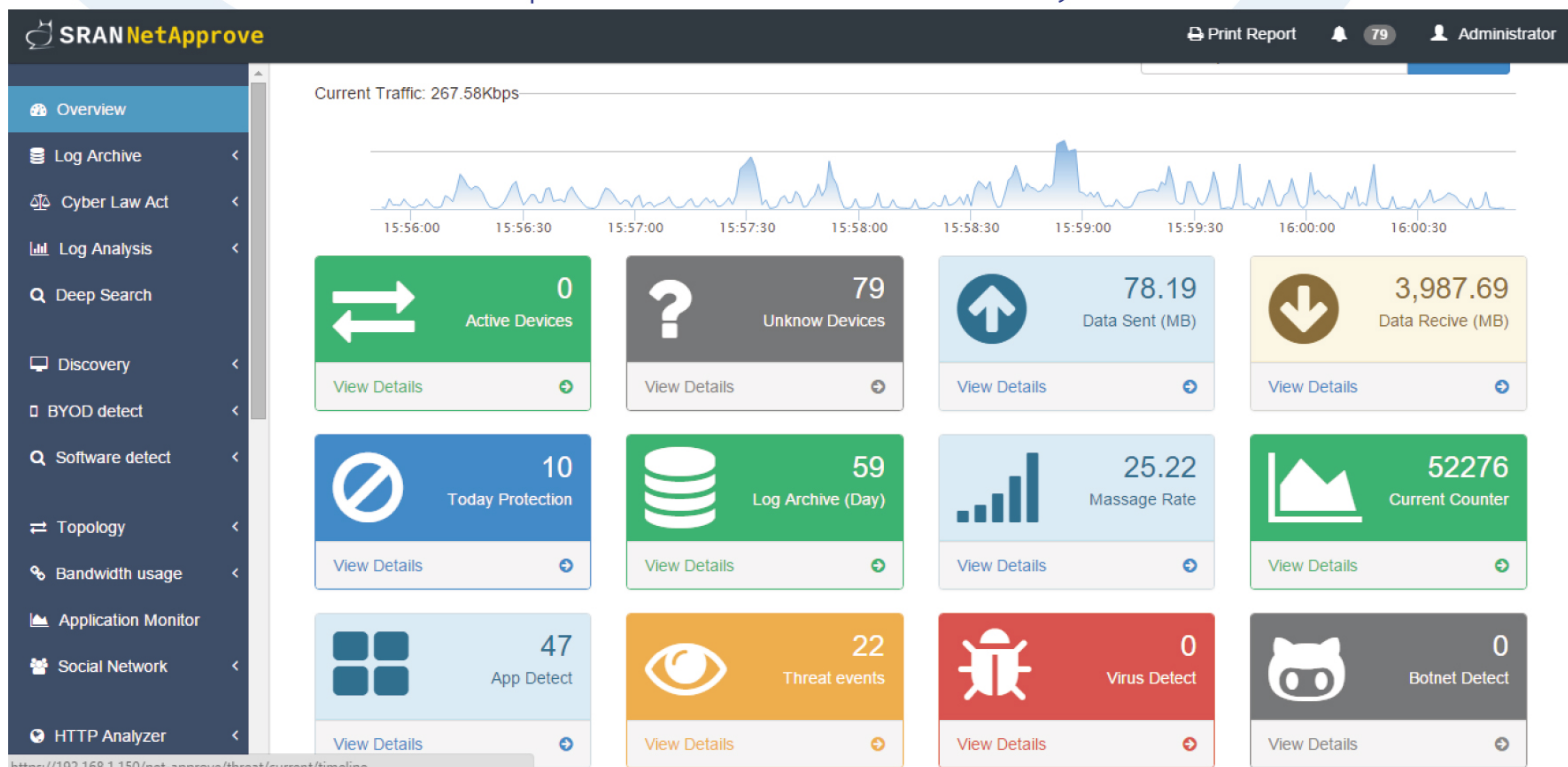
Net Approve

Nowadays, many organizations take more risks on cyberattacks from insider Threat than external risks such as Virus, Malware or hackers. Information Security in organizations is threatened from employees and other insiders both intentionally and inadvertently. The record of cyberattack has been increasingly in various forms such as data hack, Virus and Malware diffusion from employees' computer devices to others.


As the above results, SRAN has developed "NetApprove" to reveal up IT usage behavior of employees in organizations and other threats which might be harmful to Information Security to be more obvious. "NetApprove" connects IT Security with Human Resource Management System as if you have security/surveillance cameras for all Information System. "NetApprove" is a convenient tool to record all incidents entirely and it is also effective to investigate employees' behavior to avoid personal infringement as company policy.



"NetApprove" is a product to record data Traffic through IT Network System and it can also analyze Risk Assessment and provide Business Impact Analysis to all Executives to be informed of threats from cyberattacks that might be harmful to the organization SRAN model "Net approve" can increase Feature Log Module which be guarantee by NECTEC STANDARD NTS 4003.1-2552 and also can help make the compliance and audit processes easier, quicker and therefore less costly.



Network Traffic Monitoring Dashboard

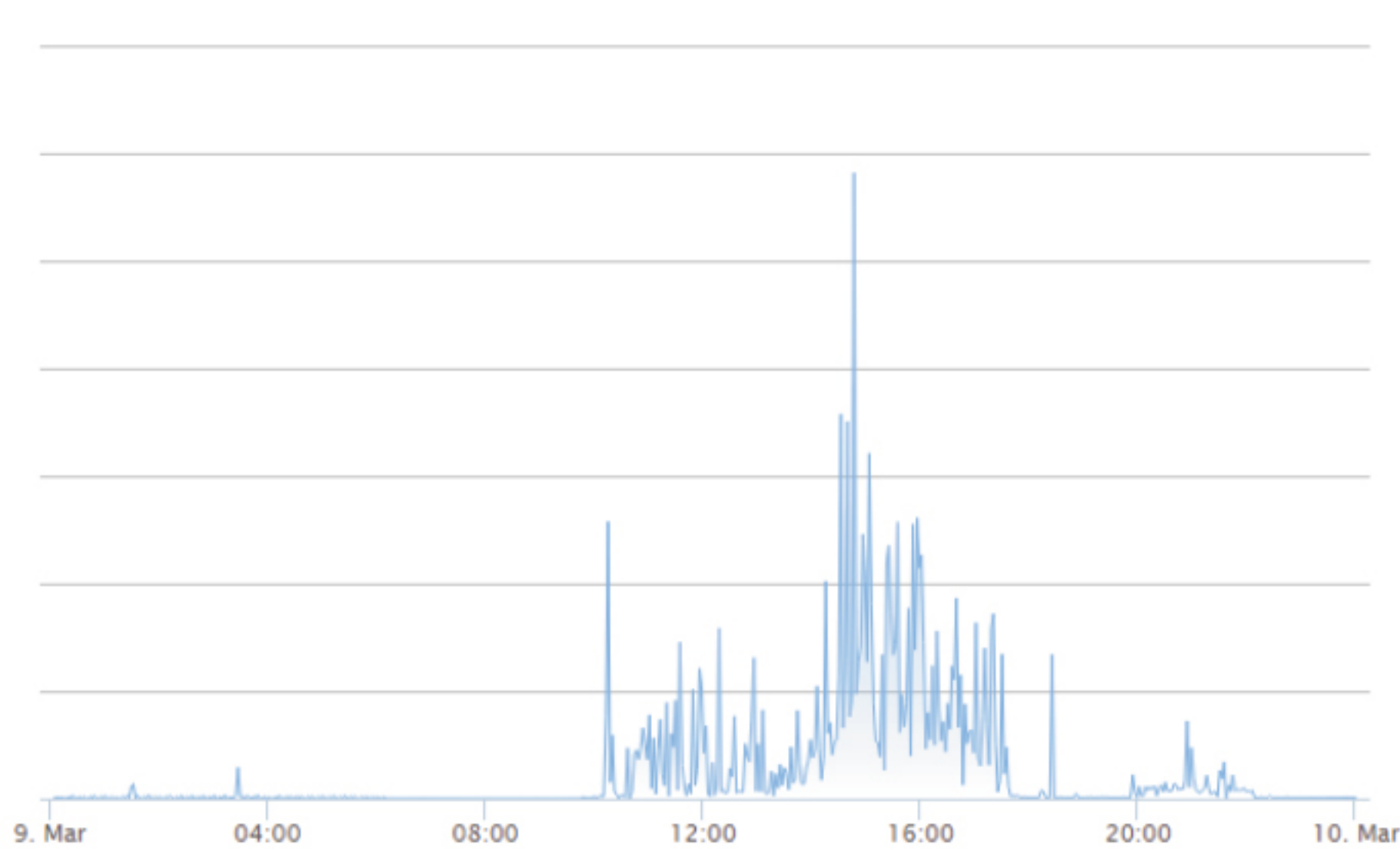


Bandwidth & Social Network Monitoring

is a report of the Internet and Social Network usage. It is implemented in order to recognize the amount of all data to be used in the organizations such as Facebook, Line, YouTube, Google, Video, Twitter and Pantip. The report is an important tool for Executives to monitor Internal circumstance and amount of data usage in organizations.

Report on Wednesday, 9 March 2016

Bandwidth Usage



Most Bandwidth Usage

No	IP Address	Owner Name	Usage
1	192.168.1.156	golf_gbtech	1.72 GB
2	192.168.1.130	noon-pc	1.56 GB
3	192.168.1.109	desktop-lpq890s	1.42 GB
4	192.168.1.124	ohm-gbt-nb	1.17 GB
5	192.168.1.121	nok-pc	1.15 GB
6	192.168.1.118	desktop-6h6v6ev	917.1 MB
7	192.168.1.153		803.24 MB

A Report of Bandwidth Usage in organization

Facebook Usage on 2016-03-10



Top 10 Facebook Usage in this day.

- 192.168.1.133
- 192.168.1.156
- 192.168.1.172
- 192.168.1.149
- 192.168.1.154
- 192.168.1.151
- 192.168.1.102
- 192.168.1.159
- 192.168.1.153
- 192.168.1.107

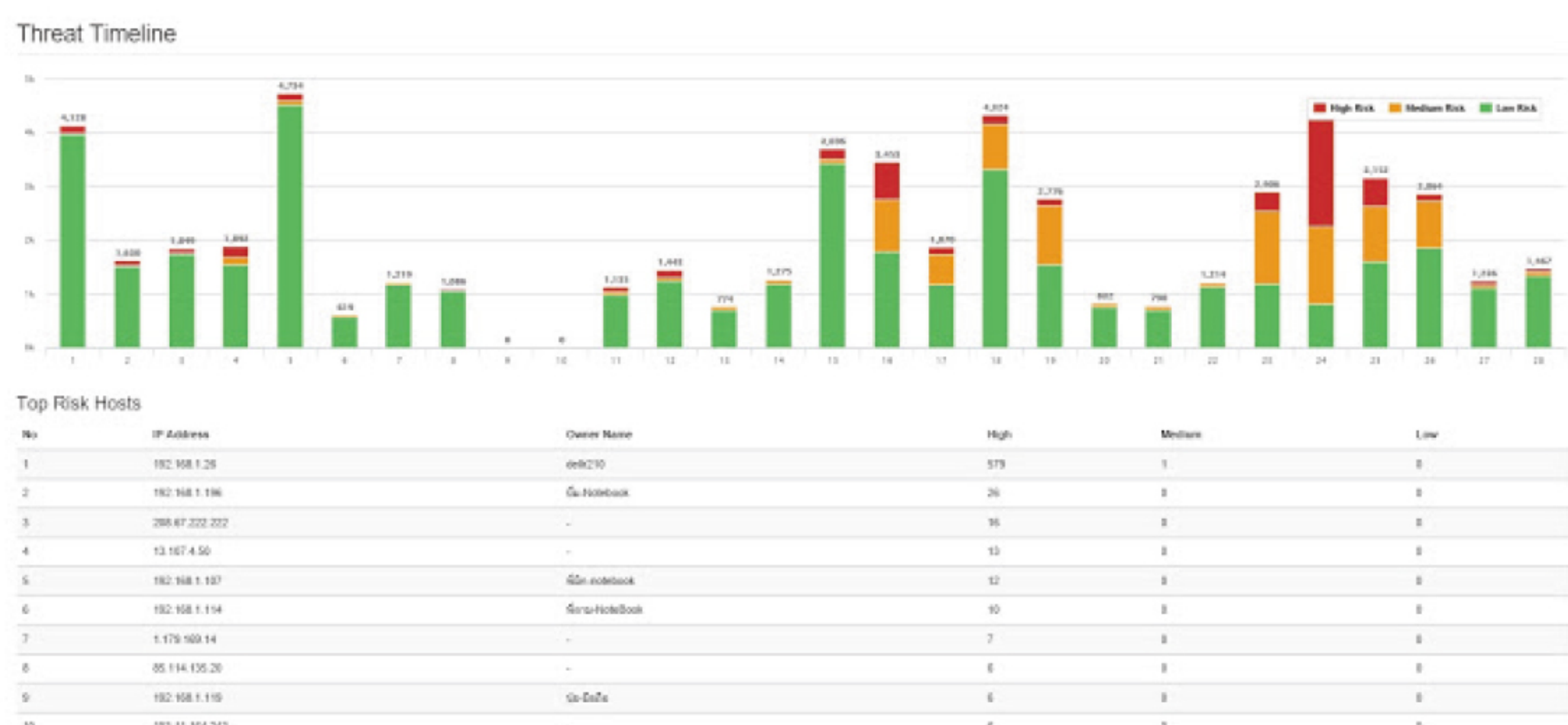
Facebook Usage List

No	IP	Owner Name	Count
1	192.168.1.133	ip-iphone	195.18 MB
2	192.168.1.156	ip-Notebook	121.63 MB
3	192.168.1.172	Taru-PC	98.68 MB
4	192.168.1.149	ip-pcwin	85.25 MB
5	192.168.1.154	ip-pc	69.88 MB

Facebook Monitoring Report to recognize the amount of Social Network Usage in organizations

Threat Event Correlation

is a report of data analysis for any incidents/threats caused in Computer Network System in organization



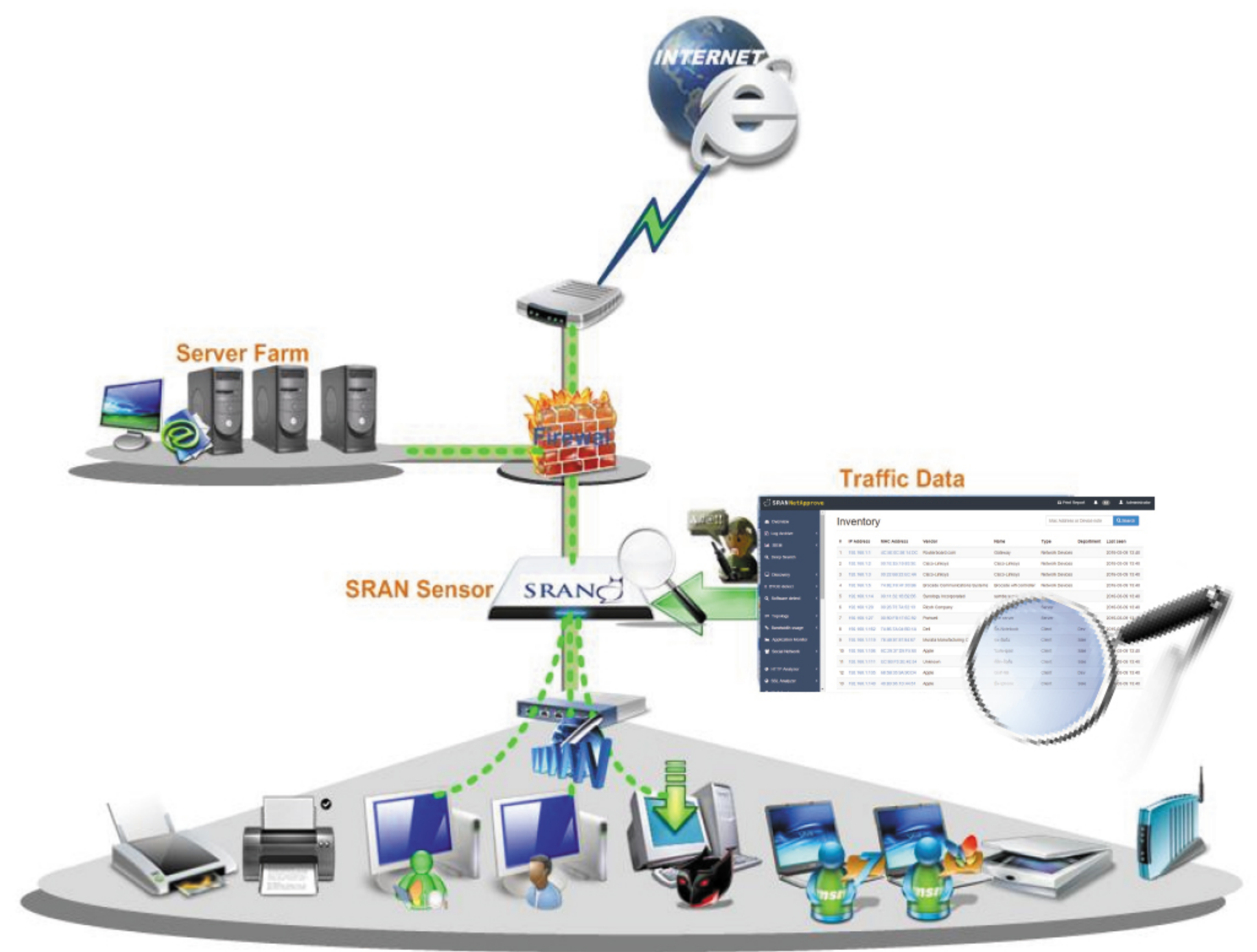
A Report of Risks in organization (reported by hour/daily and monthly)

NetApprove Ability

1. Automatic Identification Device
2. Detect and Analyzer
3. Log Analytic
4. Bandwidth Monitoring
5. Deep Search
6. Vulnerability Management
7. Log Record and Archive
8. Log Audit
9. Malware Analytic
10. Internet Protection

NetApprove Installation can be done by 2 modes

- In-Line : To protect data in depth
- Passive : To monitor threats



All above qualifications can be found in only one device which is NetApprove. If a company performs high quality of Computer System, all above 10 qualifications can be installed and also be ready to show its effectiveness within only 5 minutes.